



Quest Offshore Resources, Inc.

**QUEST
FLOATING
PRODUCTION ZONE
DATABASE
SAMPLE**

JANUARY 2, 2002

www.FloatingProductionZone.com

Copyright 2000-2002, Quest Offshore Resources, Inc.

**Quest Floating
Production Zone
Database (QFPZQ)**

**STATISTICAL OVERVIEW &
MARKET FORECAST**

***GLOBAL
FLOATING
PRODUCTION
SYSTEMS
1977 TO 2008***

**FPS SYSTEMS
FORECAST
BY AREA**

**FPS SYSTEMS
BIDDING/
DETAILED ENGINEERING
BY AREA**

**TABLE
OF
CONTENTS**

**FPS SYSTEMS
PENDING/CONSTRUCTION
BY AREA**

PUBLISHED BY:

**Quest Offshore
Resources, Inc.**

**10701 Corporate Drive
Suite 188
Stafford, TX 77479
USA**

**Tel: (281) 491-5900
Fax:(281) 491-5902**

**FPS SYSTEMS
ACTIVE (FLOWING)
BY AREA**



Quest Offshore Resources, Inc.

10701 Corporate Drive, Suite 188 * Sugar Land TX 77477
Tel: (281) 491-5900 * Fax: (281) 491-5902

Are you into Floating Production Systems? Then the following is Designed for You!

International planned and potential Floating Production Systems are a critical part of the future oil and gas industry and it is expected that "Floating Development Projects" will generate huge volumes of future business on an international scale.

For companies seeking an overview and forecast of the global floating production market, Quest Offshore publishes the **Quest Floating Production Zone Database** detailing over 200 FORECAST and 133 ACTIVE systems worldwide.

An electronic PDF (Adobe Acrobat) report plus electronic files in MS-Excel and MS-Access is available on a yearly subscription basis (updated quarterly) as follows:

Order Form

I would like to subscribe to the following one-year subscription (please check):

- Quest Floating Production Zone Database*** (\$2,900 per year) – SINGLE-USER LICENSE
- Quest Floating Production Zone Database*** (\$5,800 per year) – UP TO TEN USER LICENSE
- Quest Floating Production Zone Database*** (\$8,700 per year) - UNRESTRICTED COMPANYWIDE ACCESS

Please fill in the following information:

Please invoice me OR

Please charge to my credit card (Visa * Mastercard * American Express * Discover)

Account Number: _____ Expiration Date: _____

Name: _____

Title: _____

Company: _____

Address: _____

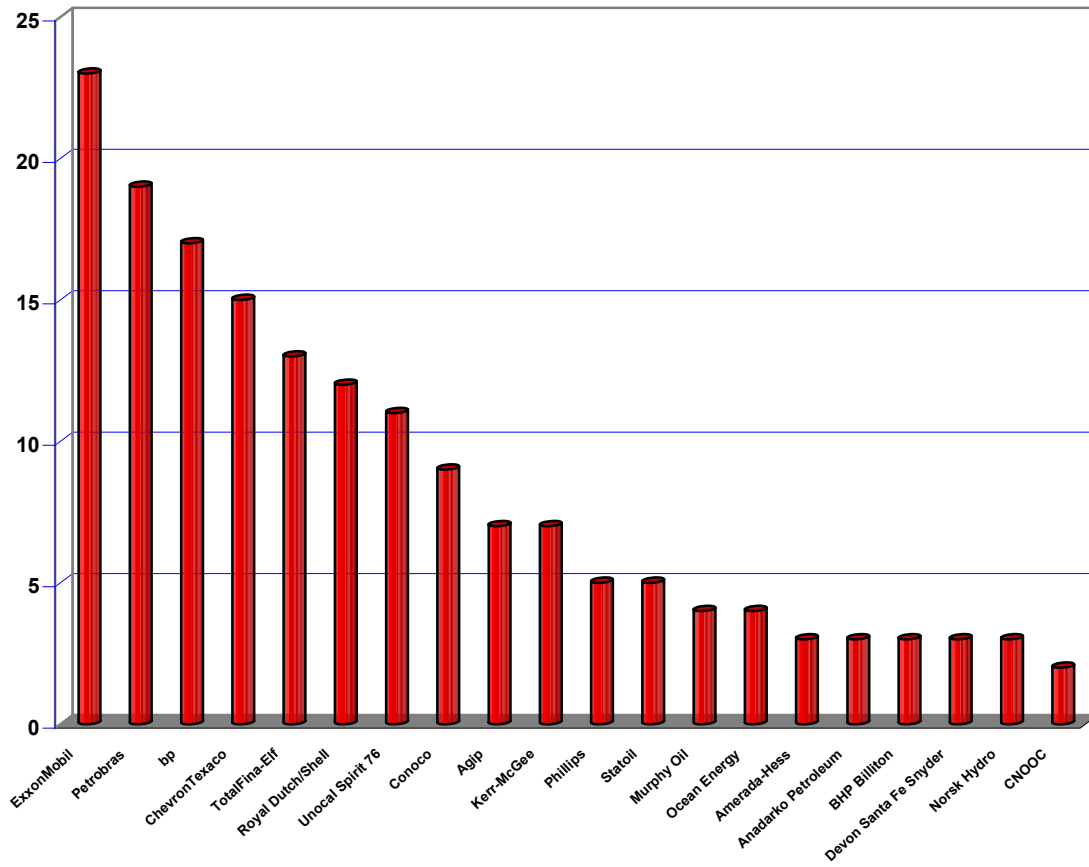
City: _____ State _____ Zip: _____ Country: _____

Phone: _____ Fax: _____ Email: _____

Please fax to: 1 (281) 491-5902

Quest Floating Production Database (QFPZ)

Top 20 Operators



Quest Floating Production Database (QFPZ)

	PENDING			PROBABLE			POSSIBLE	TOTAL
	Awaiting Install	Pending/Construction	Bidding	Detailed Engr.	FEED	Probable	Possible	
W - N. America	1	11	2	2	7	16	11	50
W - S./Latin America	0	4	1	1	4	10	8	28
E - North Sea	0	0	3	1	5	4	5	18
E - Africa/Medit.	2	15	12	6	4	9	19	67
E - Asia/Pacific	0	9	5	6	2	18	6	46
TOTAL	3	39	23	16	22	57	49	209

STATUS DEFINITIONS:

PENDING

Projects that are Bidding, In Progress, Under Construction or Awaiting Install for which equipment has been or is being ordered.

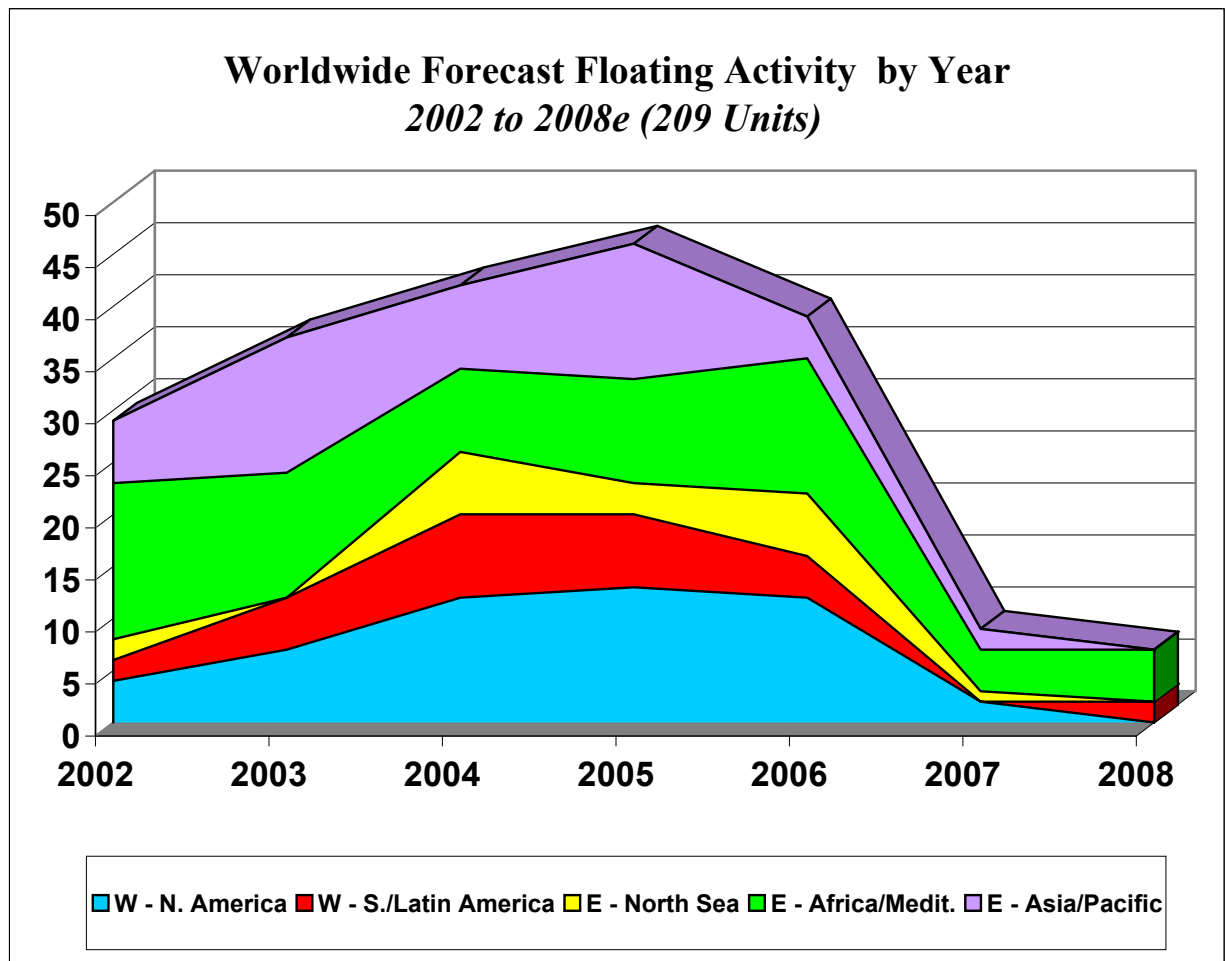
PROBABLE

Prospects which are "Probable" in status or projects which feasibility studies, FEED, or Detailed Engineering are in progress.

POSSIBLE

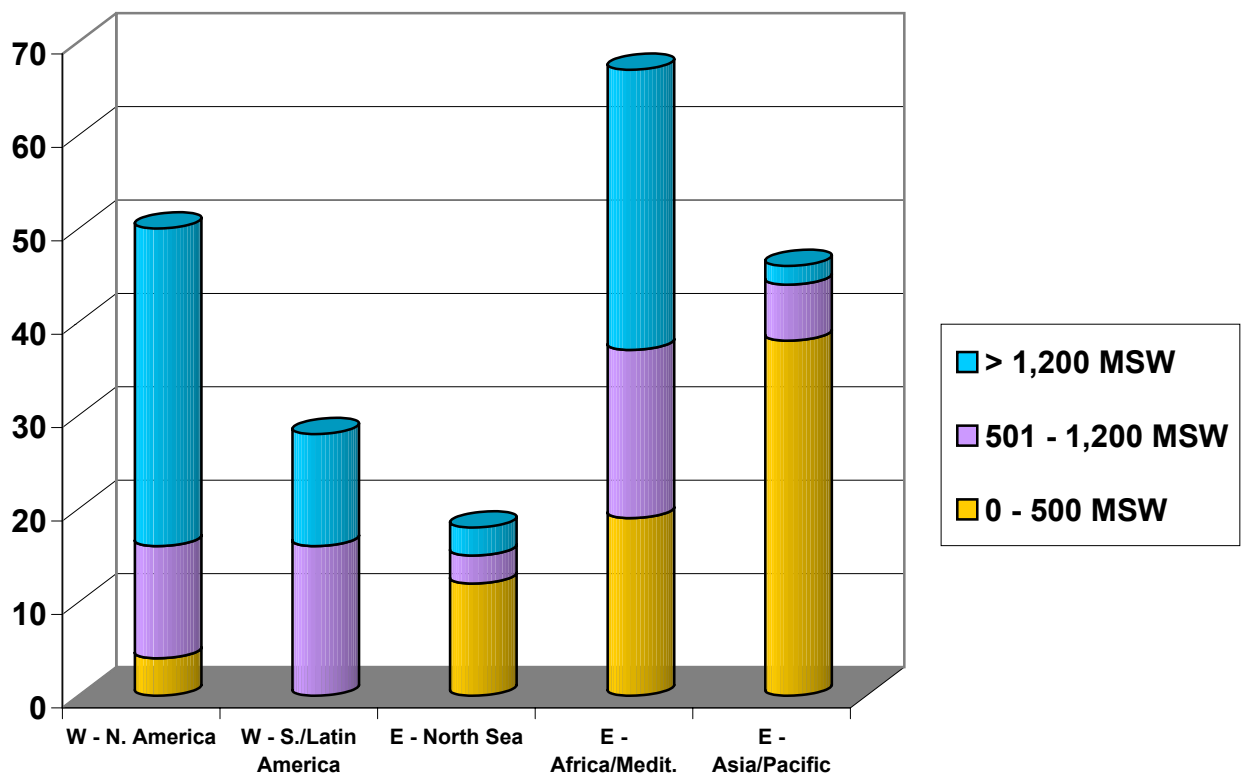
Exploratory targets and or discoveries which indicate possible development in the future.

Quest Floating Production Zone Database (QFPZ)

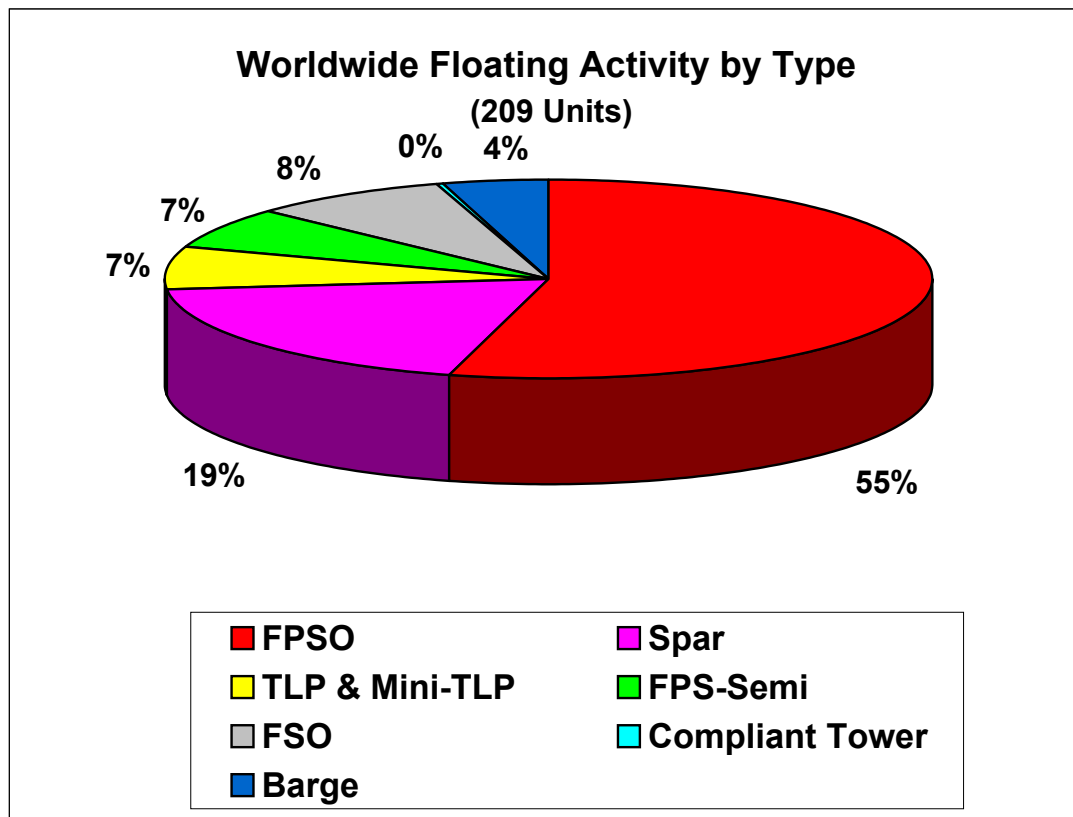


Quest Floating Production Zone Database (QFPZ)

Forecast Area Activity by Water Depth
No. Floating Production Systems (209 units)



Quest Floating Production Zone Database (QFPZ)



Quest Floating Production Database (QFPZ)

FPS Forecast by Status & Type								
	PENDING			PROBABLE			POSSIBLE	TOTAL
	<i>Awaiting Install</i>	<i>Pending/ Constructio n</i>	<i>Bidding</i>	<i>Detailed Engr.</i>	<i>FEED</i>	<i>Probable</i>	<i>Possible</i>	
FPSO	2	19	12	6	12	31	31	113
Spar	1	7	3	3	6	11	9	40
TLP/Mini-TLP	0	3	1	1	2	5	3	15
FPS-Semi	0	2	1	3	0	5	3	14
FSO	0	8	4	2	0	2	1	17
Compliant Tower	0	0	1	0	0	0	0	1
Barge	0	0	1	1	2	3	2	9
TOTAL	3	39	23	16	22	57	49	209

STATUS DEFINITIONS:

PENDING

Projects that are Bidding, In Progress, Under Construction or Awaiting Install for which equipment has been or is being ordered.

PROBABLE

Prospects which are "Probable" in status or projects which feasibility studies, FEED, or Detailed Engineering are in progress.

POSSIBLE

Exploratory targets and or discoveries which indicate possible development in the future.

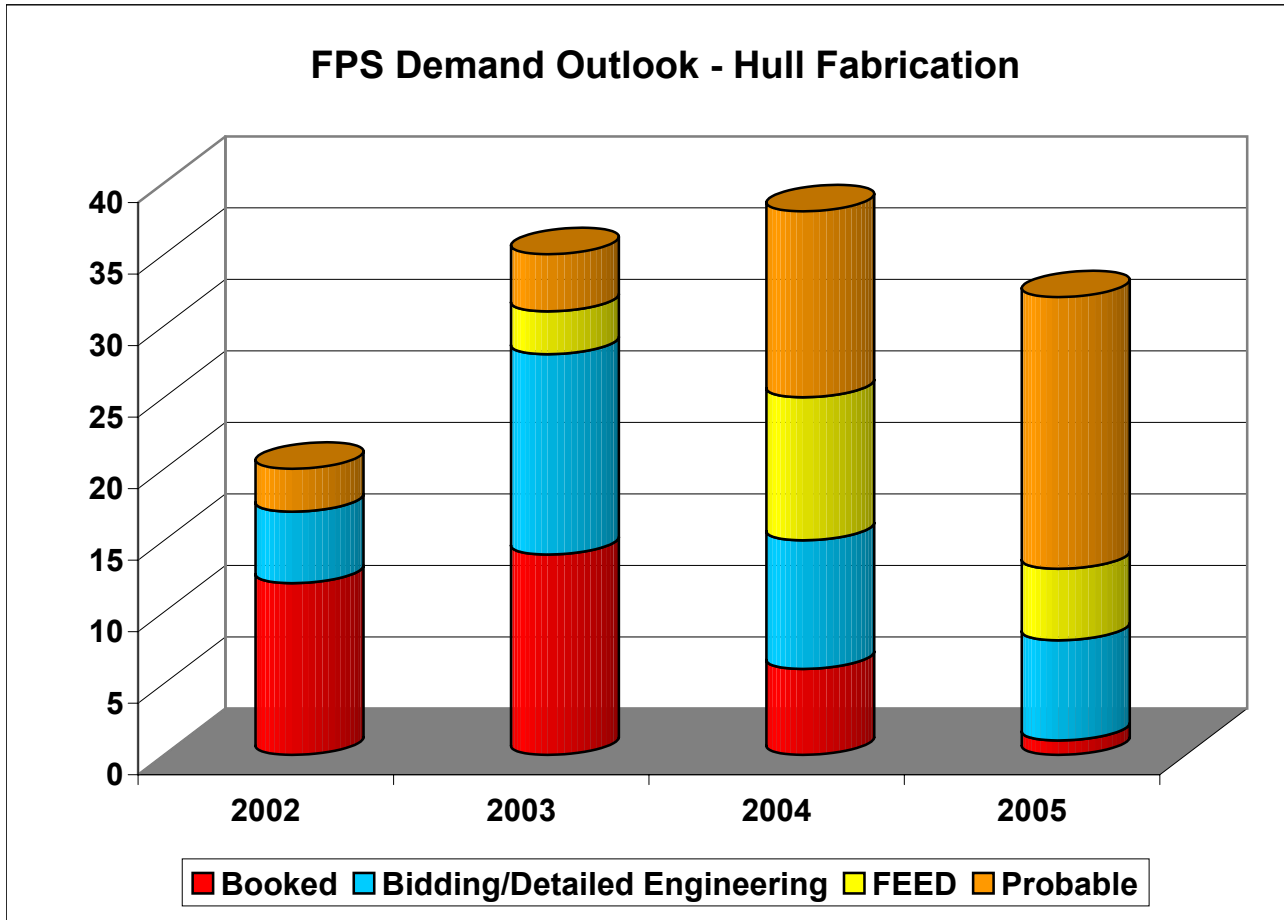
Quest Floating Production Zone Quarterly (QFPZQ)

FPS Forecast by Type

	FPSO	Spar	TLP & Mini-TLP	FPS-Semi	FSO	Compliant Tower	Barge	TOTAL
W - N. America	8	28	9	5	0	0	0	50
W - S./Latin America	21	3	0	3	1	0	0	28
E - North Sea	11	3	0	4	0	0	0	18
E - Africa/Medit.	46	6	4	0	5	1	5	67
E - Asia/Pacific	27	0	2	2	11	0	4	46
TOTAL	113	40	15	14	17	1	9	209

Quest Floating Production Zone Database (QFPZ)

FPS Hull	2002	2003	2004	2005
Booked	12	14	6	1
Bidding/Detailed Engineering	5	14	9	7
FEED		3	10	5
Probable	3	4	13	19
Total	20	35	38	32



January 2, 2002

Quest Floating Production Zone Database (QFPZ)

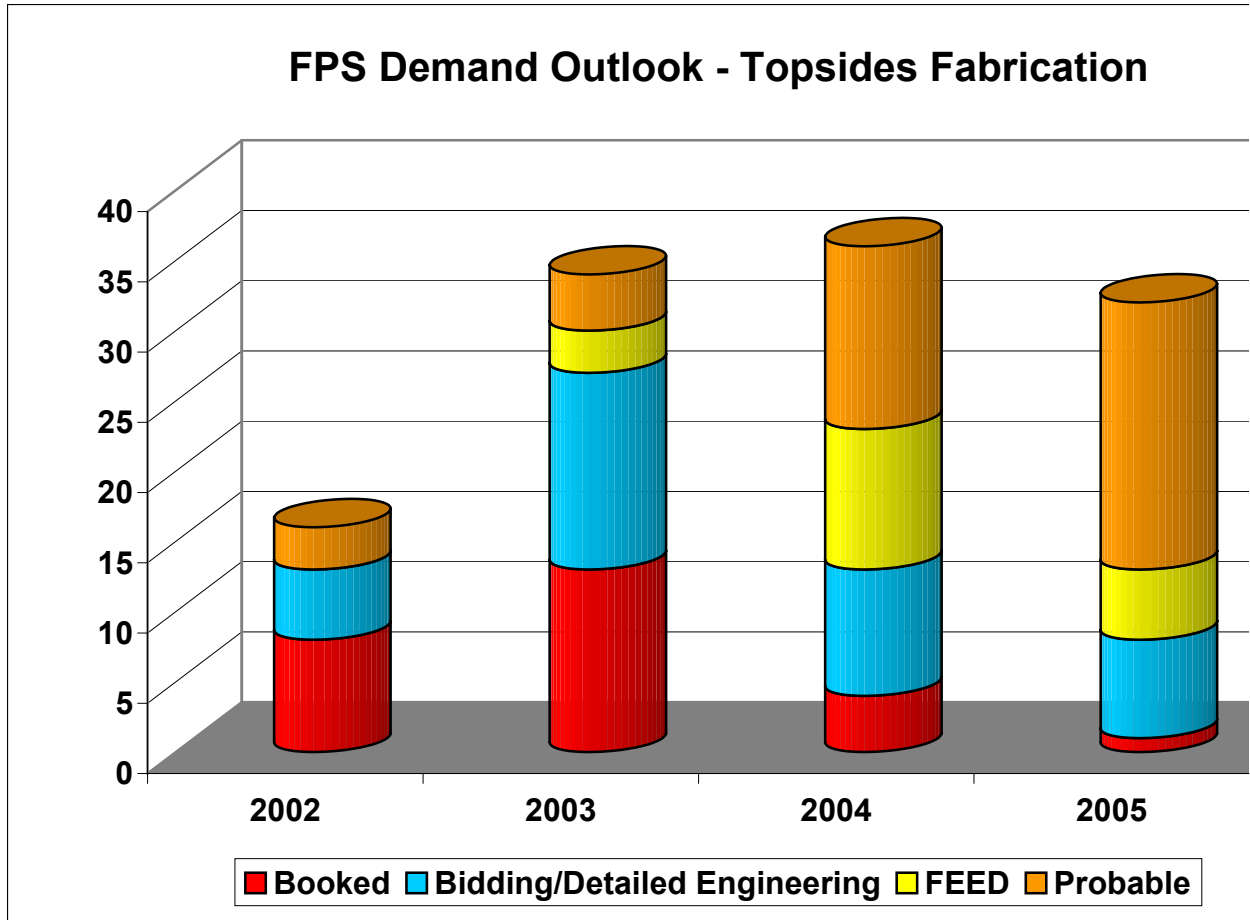
Booked Units by Hull Fabricator

Hull Fabricator	2002	2003	2004	2005	Total
CSO-Aker	2	1	3		6
Hyundai(HHI)		5			5
Jurong Shipyard	3	1			4
SAMSUNG	2	1	1		4
Daewoo Shipbuilding		2		1	3
J Ray McDermott	1	1			2
FELS-SETAL		1			1
Izar Fene	1				1
Kellogg Brown & Root			1		1
Keppel FELS		1			1
Keppel Shipyard	1				1
Maersk			1		1
SBM		1			1
Shanghaiguan	1				1
Yantai Raffles	1				1
Total	12	14	6	1	33

January 2, 2002

Quest Floating Production Zone Database (QFPZ)

FPS Topsides				
	2002	2003	2004	2005
Booked	8	13	4	1
Bidding/Detailed Engineering	5	14	9	7
FEED		3	10	5
Probable	3	4	13	19
Total	16	34	36	32



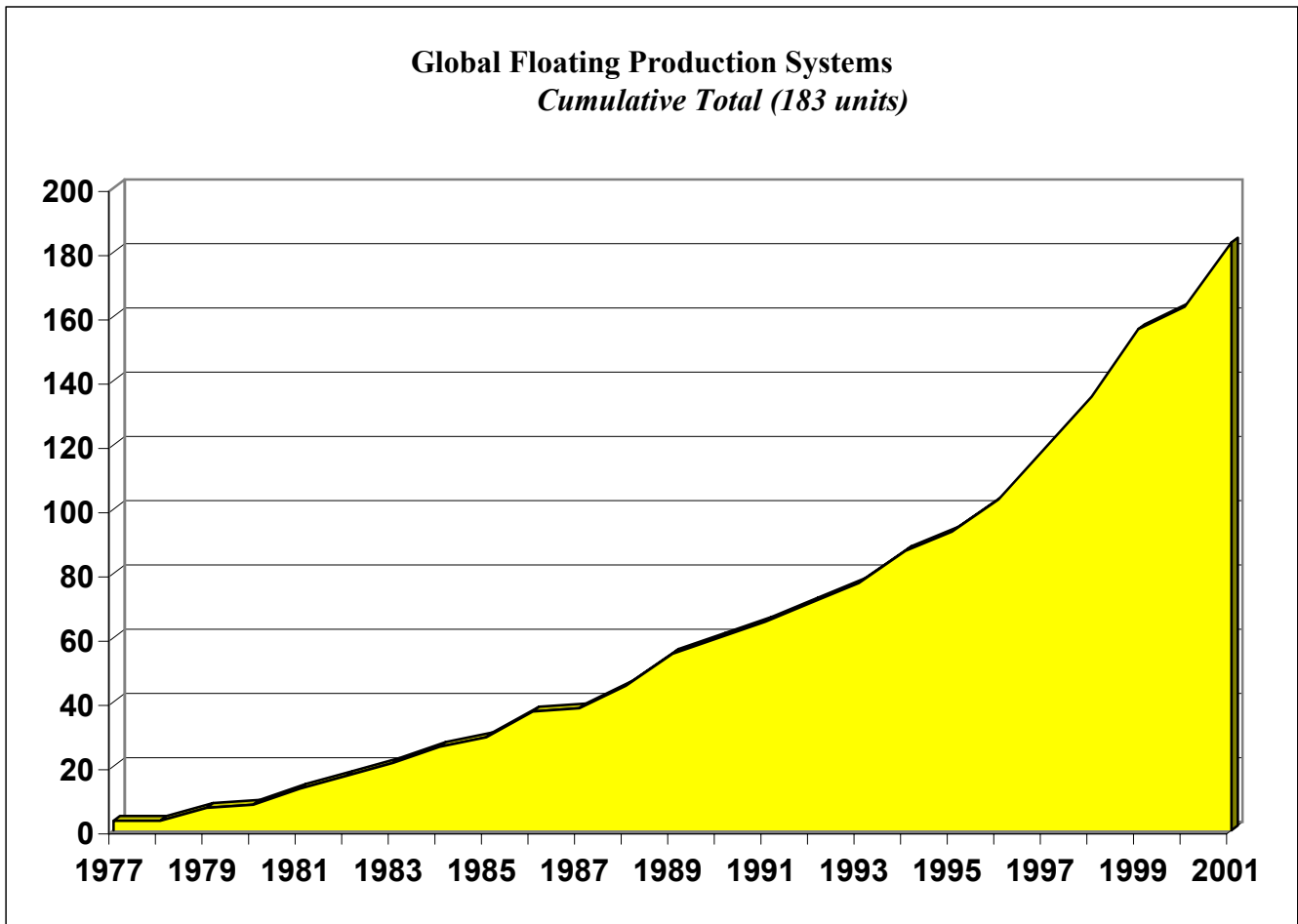
January 2, 2002

Quest Floating Production Zone Database (QFPZ)

Booked Units by Topsides Fabricator

Topsides Fabricator	2002	2003	2004	2005	Total
J Ray McDermott	2	2	3	1	8
Hyundai(HHI)		4			4
ABB Lummus Global	3				3
Delta Engineering		2			2
SBM	1	1			2
COOEC	1				1
CSO-Aker	1				1
Daewoo Shipbuilding		1			1
FELS-SETAL		1			1
Grootint		1			1
Gulf Island Fabricators			1		1
KBR-Amec		1			1
Maua Jurong (Niteroi, Brazil)	1				1
Total	9	13	4	1	27

Quest Floating Production Zone Quarterly (QFPZQ) January 2, 2002



Quest Floating Production Database (QFPZ)

	ABANDONED	ACTIVE (FLOWING)	TOTAL
W - N. America	2	16	18
W - S./Latin America	15	28	43
E - North Sea	9	35	44
E - Africa/Medit.	13	19	32
E - Asia/Pacific	11	35	46
TOTAL	50	133	183

FORECAST

**Quest Floating Production Zone Database (QFPZ)
Forecast FPS Systems
W - N. America
Start Year From 2002 Thru 2008**

PAGE: 4
DATE: 01/03/2002
TIME: 11:01:53 AM
RPT#: R006
APPL: SRS 1.089

FPS ID Operator Operator Owned Project Name Project Status Province Water Depth Mtr/Ft Start Up Qtr/Year Dev Cost \$ Oil Reserves Gas Reserves FPS Type Newbuild FPS Cost \$ No Surface Wells Oil Prod Cap BOPD Gas Prod Cap MMCFD Water Prod Cap BOPD Oil Storage BLS	279 ExxonMobil Yes HAWKES MISS CANYON FEED GOM 1,271 Mtr 4,170 Ft 3/2004 Spar Yes 170,000	420 ExxonMobil KELTICS MC 912 Possible GOM 2,000 Mtr 6,562 Ft 2006 Spar Yes 6	429 ExxonMobil Yes SAN PATRICIO AV153 Possible GOM 1,500 Mtr 4,921 Ft 2006 Spar Yes
Riser Type Riser Material Riser Config Riser Installer Riser Installer Barge Riser Install Date Mooring Type Mooring Size Mooring Mfg Hull Installer Hull Install Barge Hull Install Date Topsides Installer Topsides Install Barge Topsides Install Date EPC Contractor EPC Contract Value \$	06/01/2004 Spread/Wire Chain 06/01/2004 06/01/2004		
Hull Fabricator Hull Award Date Hull Delivery Date Hull Tons Topsides Fabricator Topsides Award Date Topsides Delivery Date Topsides Tons Project Note FPS Note	appraisal drlg phase	jack ryan to spud	discoverer deep seas

**Quest Floating Production Zone Database (QFPZ)
Forecast FPS Systems
E - Africa/Medit.
Start Year From 2002 Thru 2008**

PAGE: 33
DATE: 01/03/2002
TIME: 11:01:53 AM
RPT#: R006
APPL: SRS 1.089

FPS ID Operator Operator Owned Project Name Project Status Province Water Depth Mtr/Ft Start Up Qtr/Year Dev Cost \$ Oil Reserves Gas Reserves FPS Type Newbuild FPS Cost \$ No Surface Wells Oil Prod Cap BOPD Gas Prod Cap MMCFD Water Prod Cap BOPD Oil Storage BLS	325 Royal Dutch/Shell BENGO BLOCK 16 Probable Angola 593 Mtr 1,946 Ft 2006 FPSO	343 Royal Dutch/Shell No BONGA SOUTHWEST Probable Nigeria 1,200 Mtr 3,937 Ft 4/2005 FPSO Yes	397 Royal Dutch/Shell DORO/BOLIA Possible Nigeria 1,200 Mtr 3,937 Ft 2006 FPSO Yes
Riser Type Riser Material Riser Config Riser Installer Riser Installer Barge Riser Install Date Mooring Type Mooring Size Mooring Mfg Hull Installer Hull Install Barge Hull Install Date Topsides Installer Topsides Install Barge Topsides Install Date EPC Contractor EPC Contract Value \$		<p align="center">Turret</p>	
Hull Fabricator Hull Award Date Hull Delivery Date Hull Tons Topsides Fabricator Topsides Award Date Topsides Delivery Date Topsides Tons Project Note FPS Note			

**BIDDING OR
DETAILED
ENGINEERING**

**Quest Floating Production Zone Database (QFPZ)
Bidding or Detailed Engineering FPS Systems
W - N. America
Start Year From 2002 Thru 2008**

PAGE: 1
DATE: 01/03/2002
TIME: 11:27:58 AM
RPT#: R006
APPL: SRS 1.089

FPS ID Operator Operator Owned Project Name Project Status Province Water Depth Mtr/Ft Start Up Qtr/Year Dev Cost \$ Oil Reserves Gas Reserves FPS Type Newbuild FPS Cost \$ No Surface Wells Oil Prod Cap BOPD Gas Prod Cap MMCFD Water Prod Cap BOPD Oil Storage BLS	109 Anadarko Petroleum MARCO POLO GREEN C Bidding GOM 1,311 Mtr 4,301 Ft 2004 \$500,000,000 Spar Yes 8 100,000 250	382 Conoco Yes MAGNOLIA GB 783/784 Bidding GOM 1,424 Mtr 4,672 Ft 4/2004 \$600,000,000 150 MBO Mini-TLP Yes 8 50,000 150	252 Enterprise Oil LLANO GB 385/386 Detailed Engineering GOM 823 Mtr 2,700 Ft 2003 FPS-Semi Yes
Riser Type Riser Material Riser Config Riser Installer Riser Installer Barge Riser Install Date Mooring Type Mooring Size Mooring Mfg Hull Installer Hull Install Barge Hull Install Date Topsides Installer Topsides Install Barge Topsides Install Date EPC Contractor EPC Contract Value \$	Rigid Carbon Steel Catenary Spread/Wire Chain	Tendon	Spread/Wire Chain
Hull Fabricator Hull Award Date Hull Delivery Date Hull Tons Topsides Fabricator Topsides Award Date Topsides Delivery Date Topsides Tons Project Note FPS Note	13,781 rfq 10/15/01;epn/cal dive 50/50 owned		ship shaped? may be subsea stand alone to bald pate

**Quest Floating Production Zone Database (QFPZ)
Bidding or Detailed Engineering FPS Systems
E - Asia/Pacific
Start Year From 2002 Thru 2008**

PAGE: 12
DATE: 01/03/2002
TIME: 11:27:58 AM
RPT#: R006
APPL: SRS 1.089

FPS ID Operator Operator Owned Project Name Project Status Province Water Depth Mtr/Ft Start Up Qtr/Year Dev Cost \$ Oil Reserves Gas Reserves FPS Type Newbuild FPS Cost \$ No Surface Wells Oil Prod Cap BOPD Gas Prod Cap MMCFD Water Prod Cap BOPD Oil Storage BLS	439 Amerada-Hess Yes CENDOR Detailed Engineering Malaysia 60 Mtr 197 Ft 2003 FPSO	273 Conoco BELANAK LPG FSO S. N Bidding Indonesia 50 Mtr 164 Ft 4/2004 FSO Yes 838,641	248 Conoco SUTU DEN (BLACK LION) Bidding Vietnam 50 Mtr 164 Ft 2003 200-400 MBO FPSO 60,000
Riser Type Riser Material Riser Config Riser Installer Riser Installer Barge Riser Install Date Mooring Type Mooring Size Mooring Mfg Hull Installer Hull Install Barge Hull Install Date Topsides Installer Topsides Install Barge Topsides Install Date EPC Contractor EPC Contract Value \$		Turret	
Hull Fabricator Hull Award Date Hull Delivery Date Hull Tons Topsides Fabricator Topsides Award Date Topsides Delivery Date Topsides Tons Project Note FPS Note		rfq q4 01; award q2 02 storage for butane a nd propane	sbm feed

**PENDING /
CONSTRUCTION**

**Quest Floating Production Zone Database (QFPZ)
Pending/Construction FPS Systems
W - N. America
Start Year From 2002 Thru 2008**

PAGE: 1
DATE: 01/03/2002
TIME: 11:29:45 AM
RPT#: R006
APPL: SRS 1.089

FPS ID Operator Operator Owned Project Name Project Status Province Water Depth Mtr/Ft Start Up Qtr/Year Dev Cost \$ Oil Reserves Gas Reserves FPS Type Newbuild FPS Cost \$ No Surface Wells Oil Prod Cap BOPD Gas Prod Cap MCFD Water Prod Cap BOPD Oil Storage BLS	114 bp Yes ATLANTIS GC698/700 Pending/Construction GOM 1,341 Mtr 4,400 Ft 2/2004 Spar Yes	111 bp Yes CRAZY HORSE EPS MC7 Pending/Construction GOM 1,570 Mtr 5,151 Ft 1/2005 1500 MBOE FPS-Semi Yes 250,000 200	115 bp Yes HOLSTEIN GC 644 Pending/Construction GOM 1,308 Mtr 4,291 Ft 2/2003 150-250 MBOE Spar Yes
Riser Type Riser Material Riser Config Riser Installer Riser Installer Barge Riser Install Date Mooring Type Mooring Size Mooring Mfg Hull Installer Hull Install Barge Hull Install Date Topsides Installer Topsides Install Barge Topsides Install Date EPC Contractor EPC Contract Value \$	Rigid Carbon Steel Catenary Heerema DCV BALDER 06/01/2004 Spread/Wire Chain CSO-Aker Heerema DCV BALDER 04/01/2004 Heerema DCV BALDER 04/01/2004	Flexible Heerema DCV BALDER 10/01/2004 Spread/Wire Chain CSO-Aker Heerema 10/01/2004 DCV BALDER	Rigid Carbon Steel Catenary Heerema DCV BALDER 06/15/2003 Spread/Wire Chain CSO-Aker Heerema DCV BALDER 06/01/2003 Heerema DCV BALDER 06/01/2003
Hull Fabricator Hull Award Date Hull Delivery Date Hull Tons Topsides Fabricator Topsides Award Date Topsides Delivery Date Topsides Tons Project Note FPS Note	CSO-Aker 02/23/2001 J Ray McDermott 12/01/2000	Daewoo Shipbuilding 10/17/2001 02/01/2004 J Ray McDermott 12/01/2000 12/01/2003 21,000	CSO-Aker 02/23/2001 J Ray McDermott 12/01/2000 04/15/2003

Quest Floating Production Zone Database (QFPZ)
Pending/Construction FPS Systems
E - Africa/Medit.
Start Year From 2002 Thru 2008

PAGE: 10
DATE: 01/03/2002
TIME: 11:29:45 AM
RPT#: R006
APPL: SRS 1.089

FPS ID Operator Operator Owned Project Name Project Status Province Water Depth Mtr/Ft Start Up Qtr/Year Dev Cost \$ Oil Reserves Gas Reserves FPS Type Newbuild FPS Cost \$ No Surface Wells Oil Prod Cap BOPD Gas Prod Cap MMCFD Water Prod Cap BOPD Oil Storage BLS	221 Royal Dutch/Shell BONGA OPL 212 Pending/Construction Nigeria 1,100 Mtr 3,609 Ft 1/2003 \$2,700,000,000 600 MBO FPSO Yes 36 225,000 150 2,000,000	220 Royal Dutch/Shell EA OML 79 Pending/Construction Nigeria 43 Mtr 141 Ft 2/2002 FPSO Yes 120,000 1,500,000	97 Soekor No SABLE E-BD, E-CE (GLAS Pending/Construction South Africa 100 Mtr 328 Ft 4/2002 20-25 MBO FPSO No 40,000 80
Riser Type Riser Material Riser Config Riser Installer Riser Installer Barge Riser Install Date Mooring Type Mooring Size Mooring Mfg Hull Installer Hull Install Barge Hull Install Date Topsides Installer Topsides Install Barge Topsides Install Date EPC Contractor EPC Contract Value \$	Oil Offloading Flexible Coflexip Stena Offshore CSO CONSTRUCTOR 06/01/2003 Turret SBM SBM	Turret-External	Spread/Wire Chain Bluewater Offshore Bluewater Offshore
Hull Fabricator Hull Award Date Hull Delivery Date Hull Tons Topsides Fabricator Topsides Award Date Topsides Delivery Date Topsides Tons Project Note FPS Note	SAMSUNG 03/30/2001 09/01/2002 KBR-AMEC 03/30/2001 03/01/2003 17,000 sbm mooring & inst \$ 110 mm	SAMSUNG	12/01/2002 10-year lease 10-year lease glas d owr

ACTIVE

**Quest Floating Production Zone (QFPZ)
Active FPS Systems
W - N. America
Start Year From 1977 Thru 2001**

PAGE: 2
DATE: 01/03/2002
TIME: 11:32:08 AM
RPT#: R006
APPL: SRS 1.089

FPS ID Operator Operator Owned Project Name Project Status Province Water Depth Mtr/Ft Start Up Qtr/Year Dev Cost \$ Oil Reserves Gas Reserves FPS Type Newbuild FPS Cost \$ No Surface Wells Oil Prod Cap BOPD Gas Prod Cap MMCFD Water Prod Cap BOPD Oil Storage BLS	123 ChevronTexaco Yes GENESIS GC 205/236/237 Flowing GOM 800 Mtr 2,625 Ft 3/1998 160 mbo Spar Yes 63,000 72 30,000	122 ChevronTexaco Yes TYPHOON GC 236/237 (T Flowing GOM 640 Mtr 2,100 Ft 3/2001 \$250,000,000 Mini-TLP Yes 40,000 60 15,000	308 Conoco Yes Jolliet GC 184 (Jolliet TL Flowing GOM 536 Mtr 1,759 Ft 4/1989 45 MBO 110 bcf TLWP Yes 20 35,000 50
Riser Type Riser Material Riser Config Riser Installer Riser Installer Barge Riser Install Date Mooring Type Mooring Size Mooring Mfg Hull Installer Hull Install Barge Hull Install Date Topsides Installer Topsides Install Barge Topsides Install Date EPC Contractor EPC Contract Value \$	Rigid Carbon Steel Top Tensioned Spread/Wire Chain 5.25 J Ray McDermott DB 50 J Ray McDermott DB 50	Production Rigid Carbon Steel Catenary J Ray McDermott DB 50 05/15/2001 Tendon J Ray McDermott DB 50 05/01/2001 J Ray McDermott DB 50 05/01/2001 Atlantia Offshore	Production Flexible Tendon 24 Aker Gulf Marine Heerema 07/15/1989 Heerema 07/15/1989
Hull Fabricator Hull Award Date Hull Delivery Date Hull Tons Topsides Fabricator Topsides Award Date Topsides Delivery Date Topsides Tons Project Note FPS Note	Aker Rauma 21,795 J Ray McDermott 8,700 formerly known as 'vancouver' is now 'genesis' covers blocks	J Ray McDermott 10/22/1999 J Ray McDermott 10/22/1999 4,410	Astilleros Espanoles 8,930 Astilleros Espanoles 6,064 the first tlwp in the gulf of mexico

**Quest Floating Production Zone (QFPZ)
Active FPS Systems
W - S. America
Start Year From 1977 Thru 2001**

PAGE: 13
DATE: 01/03/2002
TIME: 11:32:08 AM
RPT#: R006
APPL: SRS 1.089

FPS ID Operator Operator Owned Project Name Project Status Province Water Depth Mtr/Ft Start Up Qtr/Year Dev Cost \$ Oil Reserves Gas Reserves FPS Type Newbuild FPS Cost \$ No Surface Wells Oil Prod Cap BOPD Gas Prod Cap MCFD Water Prod Cap BOPD Oil Storage BLS	321 Petrobras No MARLIM (P-35) Flowing Brazil 848 Mtr 2,782 Ft 3/1999 FPS-Semi No 100,000 100 2,000,000	330 Petrobras No MARLIM (P-37) Flowing Brazil 910 Mtr 2,986 Ft 3/2000 FPSO No 150,000 164 2,033,000	77 Petrobras No MARLIM SUL (FPSO II) Flowing Brazil 1,445 Mtr 4,741 Ft 3/1997 FPSO No 1 30,000 7 27,000 828,000
Riser Type Riser Material Riser Config Riser Installer Riser Installer Barge Riser Install Date Mooring Type Mooring Size Mooring Mfg Hull Installer Hull Install Barge Hull Install Date Topsides Installer Topsides Install Barge Topsides Install Date EPC Contractor EPC Contract Value \$	Production Flexible Turret-Internal 5 SBM	Turret-Internal 4 Bluewater Offshore	Production Flexible Catenary CALM SBM SBM
Hull Fabricator Hull Award Date Hull Delivery Date Hull Tons Topsides Fabricator Topsides Award Date Topsides Delivery Date Topsides Tons Project Note FPS Note	Hyundai(HHI) 7 fpu to develop mar lim field p-18,p-19, p-20, p-26, p-33, p built in 1974	Jurong Shipyard 7 fpu to develop mar lim field p-18,p-19, p-20, p-26, p-33, p built in 1976	Keppel Shipyard Sembawang Shipyard sbm leased unit converted trading ta nker "mariblanca" to fpso ii in 1997

